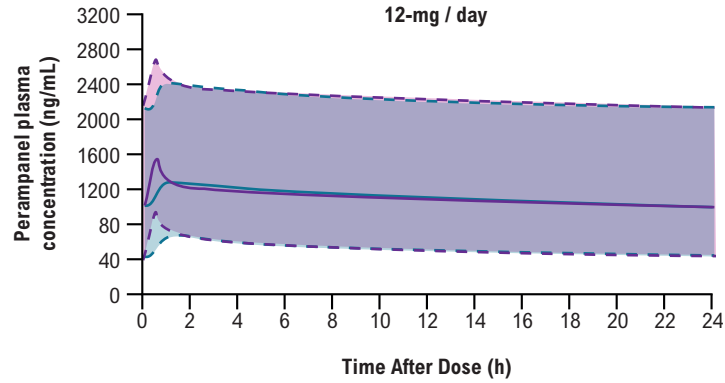


Figure 1. Simulated perampanel plasma concentration–time profiles at steady-state following switching from oral to IV (7 daily 30-min infusions) and back to oral treatment

— Oral: 5th–95th percentile (Day 28) — Oral: 50th percentile (Day 28) - - 30-min infusion: 5th–95th percentile — 30-min infusion: 50th percentile

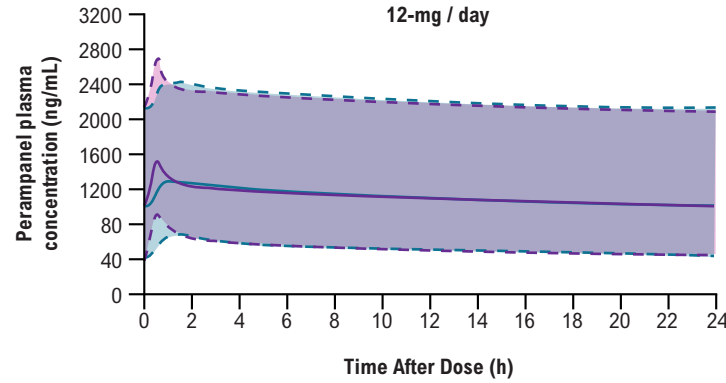
1st dose of IV vs oral steady-state (Day 29 / Day 28; n=1000)

12-mg / day



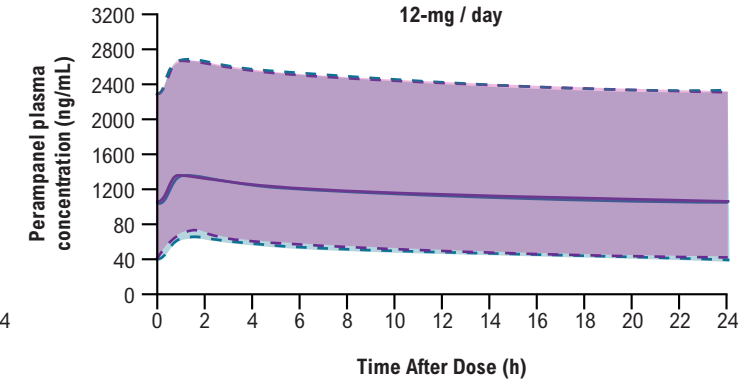
7th dose of IV vs oral steady-state (Day 35 / Day 28; n=1000)

12-mg / day



1st day of oral restart vs oral steady-state (Day 36 / Day 28; n=1000)

12-mg / day



h, hours; IV, intravenous