

Figure 2a-e: Primary Measures Run Charts

Figure 2a: Zoll Use - Run Chart

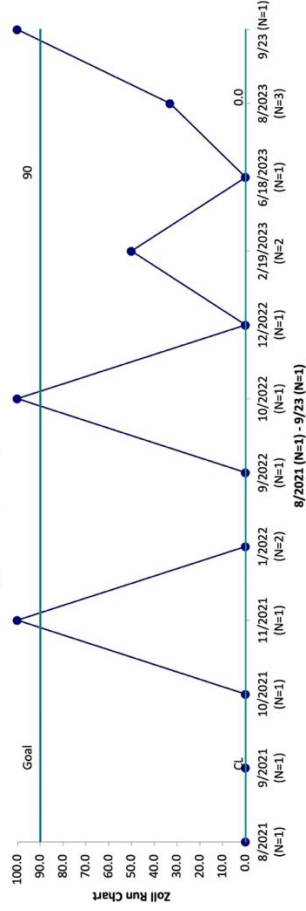


Figure 2b: Compressor Switch - Run Chart

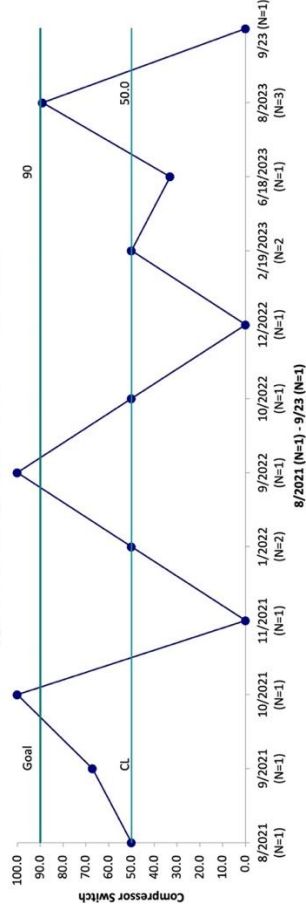


Figure 2c: Pulse Check Timing - Run Chart

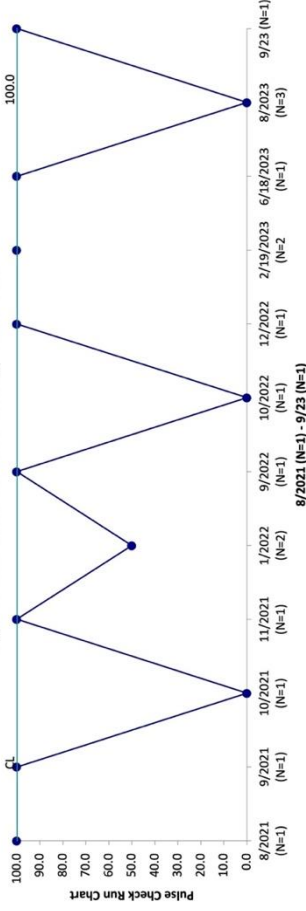


Figure 2d: Rhythm Analyzed Value - Run Chart

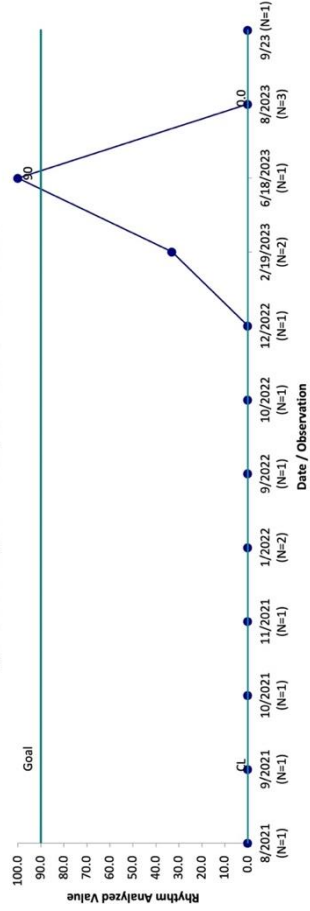


Figure 2e: CPR Interruption Timing - Run Chart

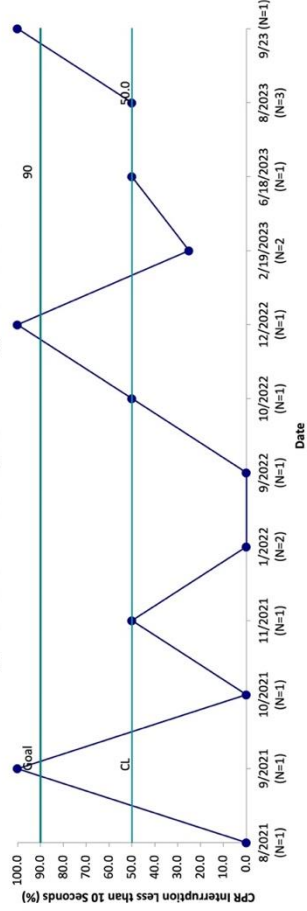


Table 1: Patient Demographics and Outcomes

Date	Patient Sex	Patient Race	Age in Years At Time Of Visit (Years)	Primary ED Diagnosis	ED Disposition
8/6/21	F	Black or African American	8	Cardiac arrest (HCC)	Expired
9/5/21	F	Black or African American	0	Cardiac arrest (HCC)	Expired
10/4/21	F	Black or African American	0	Cardiac arrest (HCC)	Expired
11/18/21	M	White	1	Cardiac arrest (HCC)	Expired
1/14/22	F	Asian	1	Cardiac arrest (HCC)	Expired
1/14/22	M	Black or African American	12	Cardiac arrest (HCC)	Expired
9/28/22	F	Black or African American	6	Cardiac arrest (HCC)	Admit
10/2/22	M	White	0	Cardiac arrest (HCC)	Expired
12/19/22	M	Black or African American	2	Cardiorespiratory arrest (CMS/HCC) (HCC)	Expired
2/19/23	M	Black or African American	0	Cardiac arrest (HCC)	Expired
2/23/23	M	Black or African American	0	Cardiac arrest (HCC)	Expired
6/18/23	M	Black or African American	0	Cardiac Arrest	Expired
8/3/23	M	Black or African American	0	Cardiac Arrest	Expired
8/7/23	M	Black or African American	0	Cardiac Arrest	Admit
8/28/23	M	Black or African American	0	Cardiac Arrest	Expired
9/6/23	F	Black or African American	0	Cardiac Arrest	Expired