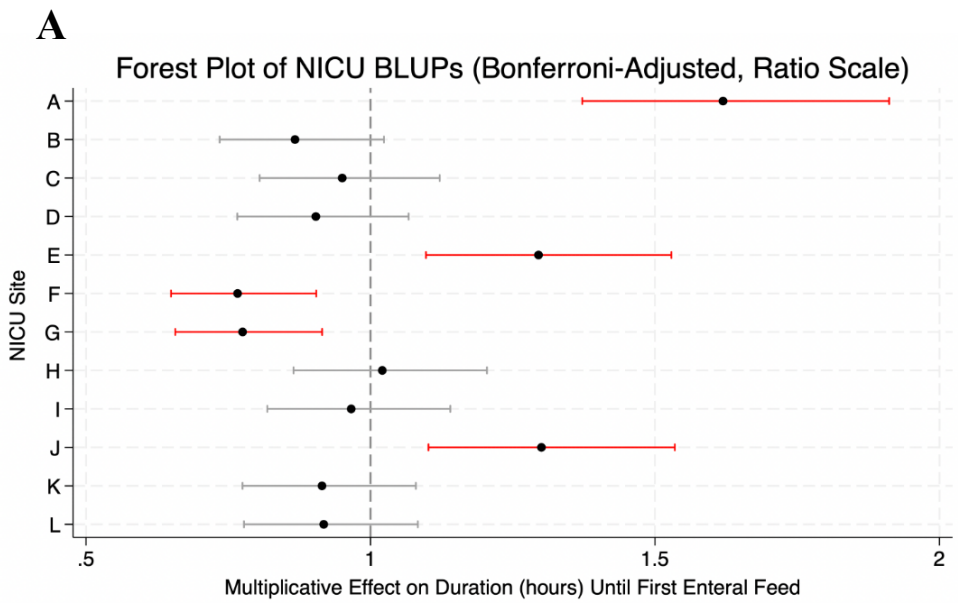
A
Forest Plot of NICU BLUPs (Bonferroni-Adjusted, Ratio Scale)
NICU Site
A
B
C
D
E
F
G
H
I
J
K
L
.5
1
1.5
2
Multiplicative Effect on Duration (hours) Until First Enteral Feed

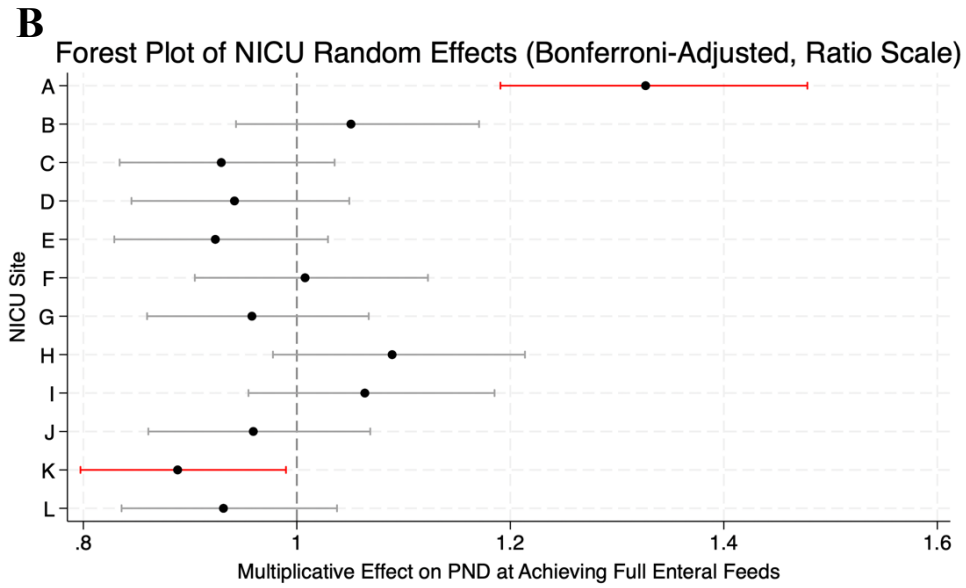
B
Forest Plot of NICU Random Effects (Bonferroni-Adjusted, Ratio Scale)
NICU Site
A
B
C
D
E
F
G
H
I
J
K
L
.8
1
1.2
1.4
1.6
Multiplicative Effect on PND at Achieving Full Enteral Feeds

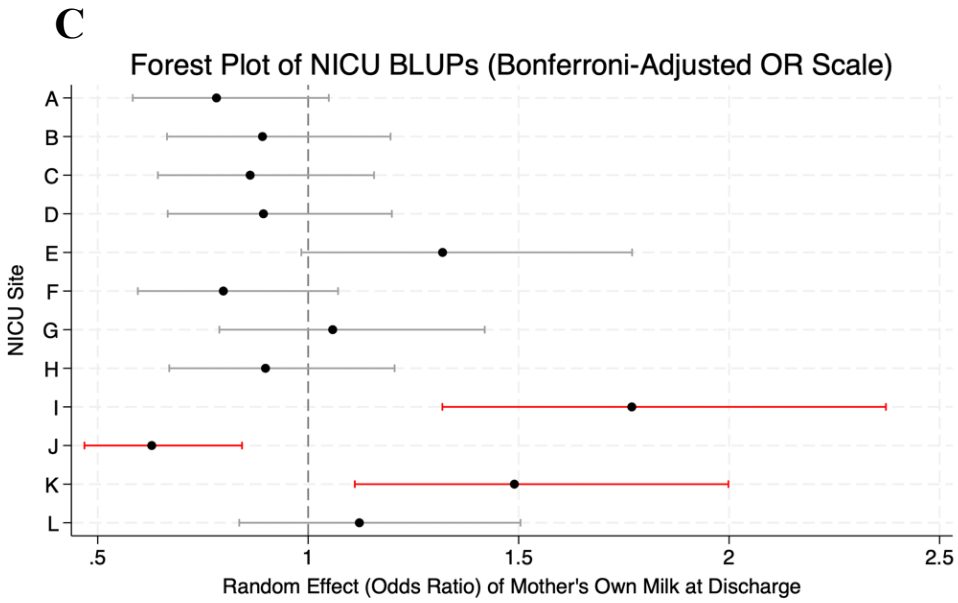
C
Forest Plot of NICU BLUPs (Bonferroni-Adjusted OR Scale)
NICU Site
A
B
C
D
E
F
G
H
I
J
K
L
.5
1
1.5
2
2.5
Random Effect (Odds Ratio) of Mother's Own Milk at Discharge

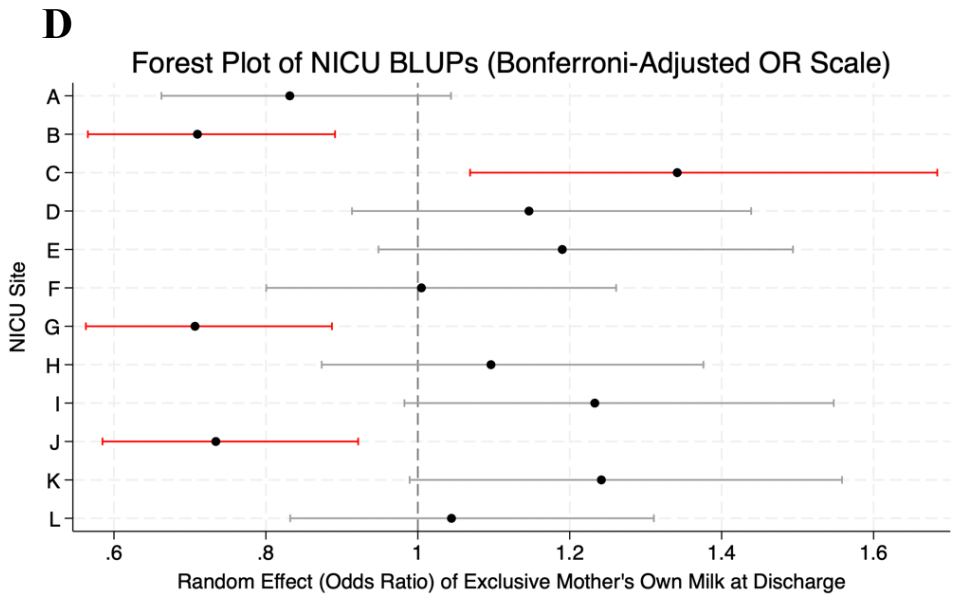
D
Forest Plot of NICU BLUPs (Bonferroni-Adjusted OR Scale)
NICU Site
A
B
C
D
E
F
G
H
I
J
K
L
.6
.8
1
1.2
1.4
1.6
Random Effect (Odds Ratio) of Exclusive Mother's Own Milk at Discharge