



Abstract Submission Site Instructions

NOTE: You will need to **create a new account** within the submission system by clicking the “Join Now” button.

Welcome to the 2026 WCGALP Meeting Submission Site

Members are encouraged to submit original research, teaching, and extension papers. Oral papers or posters should consist of original, completed work that has not been accepted for publication in a journal.

Authors need to be aware of patent considerations before submitting abstracts for publication.

Abstract text is limited to 450 words, excluding title, keywords and any tables. Do not double-space between sentences as this extra space is considered a word in the count.

After the deadline, it will not be possible to submit abstracts. When you submit your abstract, you will be given an abstract ID number and password. Make a note of these; they will allow you to revise your submitted abstract at any time before the deadline. **Please have the abstract ID number on hand when contacting the ASAS office with questions or concerns regarding your abstract submissions.**

SUBMISSION DEADLINE: November 14, 2025

[Click here](#) to view the Quality Standards for Abstracts.


Submission Fees

There is a required \$45 technology fee per abstract due upon submission. This fee helps mitigate the cost of e-Posters and other meeting technology. The system will not let you proceed to the confirmation step until an abstract is paid for. This fee is nonrefundable.

Log in to the Submission Site

New Users

Click 'Join Now' to begin your submission.



Join Now

Already a User?

Email Address *

Email Address

Password *

Password

Show

[Lost your password?](#)

Login

Questions? Organizer: Debbie Zagorski - debbiez@asas.org / (217) 729-7605

First time users need to complete the privacy information policy.



PRIVACY NOTICE

Please carefully read the text below and then indicate your consent at the bottom of the page.



Summary

We are collecting your personal data on behalf of American Society of Animal Science to allow them to manage the submission, review, selection, and scheduling process for your submissions, awards, or grants through our platform. We may share your information with American Society of Animal Science's vendors related to registration, membership, and 3rd party analytics services.



Full Text (version 897-12356-1466)

[Print](#)[Export](#)

1. What we need

Our Personal Data Protection Policy governs the use and storage of your data. You can see our Privacy Policy at <https://www.cadmiumCD.com/cadmiumcd/privacy.asp>. The terms personal data and personally identified data are used interchangeably. American Society of Animal Science is a Controller of the personal data you (data subject) provide us. CadmiumCD is its Processor. The following types of personal data we collect from you on behalf of a Controller, may include, however are not limited to: Full name, telephone number, position, organization, credentials, membership, member number, login name, department, role, biography, and digital identity (photo).

In the event that you wish to complain about how we have handled your personal data, please contact our Data Protection Administrator at privacy@cadmiumcd.com or in writing at

CadmiumCD
c/o Data Protection Administrator
19 Newport Drive, Ste. 101
Forest Hill, MD 21050

Our Data Protection Administrator will then look into your complaint and work with you to resolve the matter.



Consent

☐ I have reviewed the privacy notice above and consent to the processing of my data. I am aware and I was informed that I may withdraw my consent at any time by completing the DATA SUBJECT CONSENT WITHDRAWAL FORM at <https://cadmiumCD.com/mydata>.

Enter your e-signature

Please type your full name on the line above

[Continue](#)

Complete the information to set up your Account Profile and click one of the “Create Account” buttons.



ACCOUNT PROFILE



Create Account



Please complete the information below and then press the 'Create Account' button.
You will be the contact person for all information that you submit using this account.

Personal Details

Prefix

First Name *

Middle Initial

Last Name *

Suffix

Mailing Address

Address Line 1

Address Line 2

Address Line 3

City

State

Zip

Country

Contact Details

Office

Cell Phone

Fax

Email *

★ Professional Information

Position

Organization / Company *

Credentials

☐ Not applicable




Create Account

* indicates required field

Begin your abstract submission by clicking on “Click here to begin a new Abstract”.




EVENT INFORMATION

[2023 Annual Meeting](#)
July 16 – 20, 2023 (Sunday – Thursday)
Albuquerque Convention Center
Albuquerque, New Mexico
United States
 [Contact the Event Organizer](#)




YOUR PROFILE

Debbie Zagorski
Affiliation: American Society o...
Logins: 0 [Log Out](#)
 [View / Edit Your Profile](#)



SUBMIT FEEDBACK

We always welcome feedback, and we want to hear what you like and what can be improved.
 [Feedback Form](#)



ABSTRACT (You have 0 complete abstracts, 1 incomplete abstract, and 0 withdrawn abstracts)

 [Click here to begin a new abstract](#)



FREQUENTLY ASKED QUESTIONS

[Abstract Quality Standards \(PDF\)](#)
[Competition Guidelines \(PDF\)](#)
[Abstract Submission Instructions \(PDF\)](#)

- Enter the abstract title in the “Abstract Title” field.
- Select the “Abstract Category” from the dropdown box.
- Select the “Abstract Type” from the dropdown box.
- Click one of the “Submit” buttons once your information is complete.

START A NEW ABSTRACT

Abstract Title *
An abstract must have a short, specific presentation title (containing no abbreviations) that indicates the nature of the presentation.

0 characters (200 max)
0 words (75 max)

Abstract Category *
-- Select Abstract Category --

[View Abstract Category descriptions.](#)

Abstract Type *
✓ -- Select Abstract Type --
ORAL
POSTER
INVITED ORAL

Submit

Click on each task and enter the requested information. A green check mark will appear by each task once it is complete.

NOTE: You can return to the system later to finish any of the tasks by logging back in with the link and login details emailed to you when you set up your account.

TASK LIST

Save Submission

Please click on each task below to enter the requested information.

Once completed, the task will then appear with a large green check mark.

After you have completed all of the tasks below, select "Save Submission".

Abstract ID: 726498

[Edit Testing the System](#)

Proposal Category: ANIMAL BEHAVIOR, HEALTH AND WELL-BEING

Abstract Category: Regular Submission

Abstract Status: Active

New abstract was successfully added.



1. Abstract Submission

Click here to complete the Abstract Submission Task.



2. Author Information

Click here to add authors to this submission.



3. Table

Click here if you have a Table to include with your abstract.



4. Submission Fee

Click here to complete the Submission Fee task.

Save Submission

Abstract Submission Task:

Click on 1. Abstract Submission to enter your abstract details. Abstract text is limited to 450 words. Title and keywords are not included in the count. Update the title if needed, complete the abstract text box and keywords.



EDIT ABSTRACT SUBMISSION TASK FOR 'TESTING T



Continue

Abstract Requirements

The author submitting the abstract is responsible for its content and the quality of the preparation.

Abstracts are required for all general presentations and all student competitions. Invited Speakers are not required to submit an abstract.

Individual Program Committees have the responsibility of accepting or rejecting abstracts. Criteria for acceptance or rejection will include those outlined in these instructions and the "Quality Standards for Abstracts" document, as well as originality, clarity, and merit. Consolidation of results into one combined paper is urged whenever possible.

NOTE: Abstracts will only be accepted or rejected. There will be no revisions after the deadline.

The Overall Program Chair has the authority to restrict the number of abstracts accepted. The Program Committee Chairs have the authority to restrict the number of presentations per presenter. However, there is no limit on the number of abstracts an individual may submit. **Note: the presentation format you request may not be the format assigned to an accepted abstract.** Individual Program Committee Chairs have the prerogative of placing papers submitted for oral presentation into a poster presentation, or vice versa.

* indicates a required field


Abstract Title *

An abstract must have a short, specific presentation title (containing no abbreviations) that indicates the nature of the presentation.

Testing the System

18 characters (Max 200 characters)
3 words (Max 75 words)

Abstract *




File	Edit	Insert	View	Format	Table	Tools
B	<i>I</i>	<u>U</u>	x_2	x^2	$\frac{1}{2}$	$\frac{1}{3}$

0 characters
0 words (Max 310 words)

Keywords *

Please enter a maximum of three keywords.



Continue



NOTE: The Abstract Submission information now has a green check mark indicating that all of the information has been completed on the previous task.

[Edit Testing the System](#)

Abstract ID: 1093962

Abstract Category: ANIMAL BEHAVIOR, HEALTH AND WELL-BEING

Abstract Type: ORAL

Abstract Status: Active

Abstract Submission task was successfully completed on Tuesday, July 27, 2021, 10:26 AM



1. Abstract Submission

Completed Tuesday, July 27, 2021, 10:26 AM

[Click here to complete the Abstract Submission Task.](#)



2. Author Information

[Click here to add authors to this submission.](#)



3. Table

[Click here if you have a Table to include with your abstract.](#)



4. Submission Fee

[Click here to complete the Submission Fee task.](#)

Save Submission

Author Information Task:

- Click on 2. Author Information.
- Add additional authors by entering their information and clicking the “Add Author” button.
- Click on the author name or “Edit Profile” button to add or edit details for the author.

EDIT AUTHOR INFORMATION TASK FOR 'TESTING THE SYSTEM'

Save Authors

* indicates required

Please create the list of authors for this submission. The primary authors will be the first author in the list. You can move authors down in the list with the 'down' buttons, as well as remove them with the 'X' buttons. To add new authors just type in an email address in the field next to the 'plus' button.

To add an author:

- Type the author's first name, last name, and email address.
- Click 'Add Author.'

To complete an author's profile:

- Click on the author's name to complete the profile.
- A **green check mark** indicates a complete profile.
- Once the profile is complete, click 'Save Authors' to complete the task.

Add New Author

First Name *

Last Name *

Email *

Author Role *

-- Select Author Role --

Add Author

Author List

You must add at least 1 author and no more than 30.

Debbie Zagorski

Associate Program Manager, ASAS

Profile incomplete ✖

Author Role(s): Presenting Author

Edit Debbie Zagorski's Profile

Remove Debbie Zagorski

Save Authors


Complete the Author Details for each author added.

AUTHOR PROFILE

Continue

* indicates required

Please complete as much of the information as you can and then press the 'Continue' button.



Personal Details

Prefix

First Name *

Debbie

Middle Initial

Last Name *

Zagorski

Suffix

Contact Details

Office Phone

(217) 729-7605

Cell Phone

(217) 898-2501

Fax

Email Address *

debbiez@asas.org

Mailing Address

Address Line 1

PO Box 7410

Address Line 2

PO Box 7410

Address Line 3

City *

Champaign

State *

Illinois

Zip

61826

Professional Information (as it will appear on conference materials)

Position (max character 100)

Associate Program Manager


Organization / Company *

American Society of Animal Science


Credentials

Author Role: *

Author



Continue



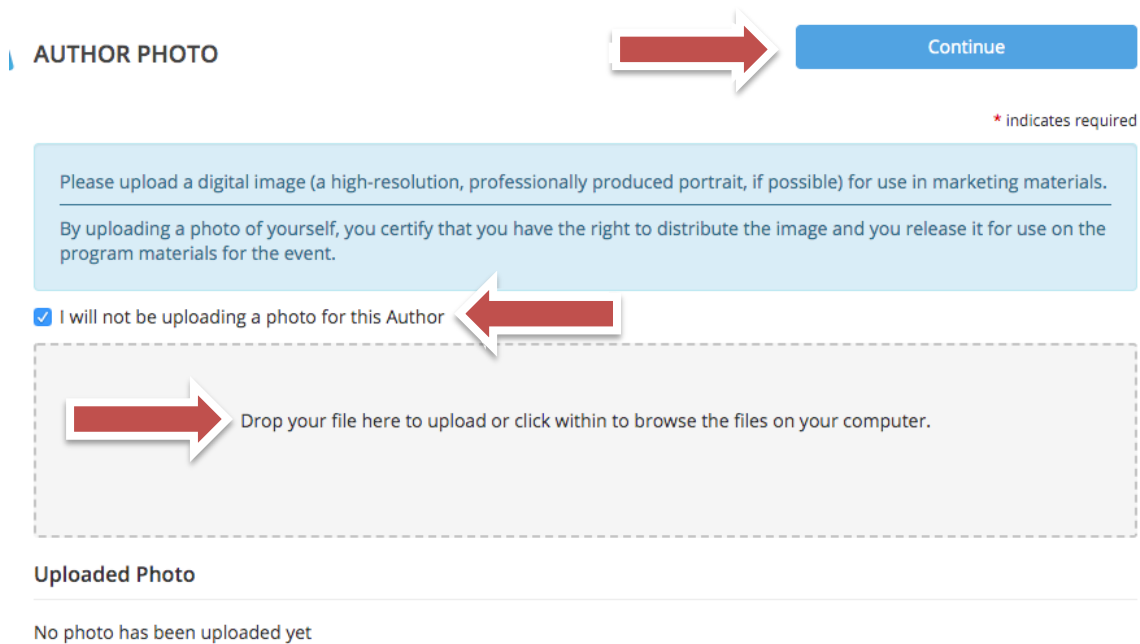
Once all the details are added including the “Author Role” (Author or Presenting Author), click on one of the “Continue” buttons to move to the next step.

Author Photo:

Add a headshot to be included in the Meeting App. Presenting Authors should have a photo. Additional Authors do not need to have a photo.

NOTE: The option “I will not be uploading a photo for this Author” is available to check.

Click on the “Continue” button to return to author list.



AUTHOR PHOTO Continue

* indicates required

Please upload a digital image (a high-resolution, professionally produced portrait, if possible) for use in marketing materials.

By uploading a photo of yourself, you certify that you have the right to distribute the image and you release it for use on the program materials for the event.

☒ I will not be uploading a photo for this Author


Drop your file here to upload or click within to browse the files on your computer.

Uploaded Photo

No photo has been uploaded yet

The author details are complete once the green check mark appears by the author name.

Once all authors have been added and the green check mark appears by each author, click on one of the “Save Authors” buttons to continue.

EDIT AUTHOR INFORMATION TASK FOR 'TESTING THE' 

[Save Authors](#)

* indicates required

Please create the list of authors for this submission. The primary authors will be the first author in the list. You can move authors down in the list with the 'down' buttons, as well as remove them with the 'X' buttons. To add new authors just type in an email address in the field next to the 'plus' button.

To add an author:

- Type the author's first name, last name, and email address.
- Click 'Add Author.'

To complete an author's profile:

- Click on the author's name to complete the profile.
- A **green check mark** indicates a complete profile.
- Once the profile is complete, click 'Save Authors' to complete the task.

Add New Author


First Name * Last Name * Email * Author Role *

 -- Select Author Role ▾

[Add Author](#)

Author List

You must add at least 1 author and no more than 30.



1

Debbie Zagorski

Associate Program Manager, ASAS

Profile completed ✓

Author Role(s): Author

[Edit Debbie Zagorski's Profile](#) [Remove Debbie Zagorski](#)

[Save Authors](#)




Table Task: Click on 3. Table



3. Table

Click here if you have a [Table](#) to include with your abstract.

Upload a table for the abstract if you have one, or mark the check box “Opt out of uploading files” if you do not have one.

Once completed, click on one of the “Continue” buttons to return to the task list.

EDIT TABLE TASK FOR 'TESTING THE SYSTEM'



Continue

* indicates required

Do you have a table to include with your abstract? If so, Upload a PDF version of it below.

[Click here to view the Table Instructions.](#)

☒ Opt out of uploading files



Table



Drop your file here to upload or click within to browse the files on your computer.

Uploaded File

No file has been uploaded yet

Continue



Submission Fee Task: Click on 4. Submission Fee



4. Submission Fee

Click here to complete the Submission Fee task.

There is a \$45 technology fee per abstract due upon submission. This fee helps mitigate the cost of the e-Posters and other meeting technology. Enter the payment details and click on one of the “Submit” buttons to return to the task list.

EDIT SUBMISSION FEE TASK FOR 'ABSTRACT TEST HE



submit

There is a required \$45 technology fee per abstract due upon submission. This fee helps mitigate the cost of the e-Posters and other meeting technology.

The system will not let you proceed to the confirmation step until an abstract is paid for.

\$ PAYMENT AMOUNT

\$45.00

DISCOUNT CODE

Please enter the discount code to bypass the payment step

DISCOUNT CODE

Apply

PAYMENT DETAILS

Credit Card Number *



Verification Number *

CVV number on back of card.

Name on card *

Exp. Month *

Exp. Year *

BILLING ADDRESS

☒ Populate with your profile info.

Primary Phone *

(217) 356-9050

Email Address *

debbiez@asas.org

Address Line 1 *


PO Box 7410

Street address, P.O. box.

All four tasks should be marked with a green check mark, which means you have completed the necessary information in each task.

Click on one of the “Save Submission” buttons.

TASK LIST



Save Submission

Please click on each task below to enter the requested information.

Once completed, the task will then appear with a large green check mark.

After you have completed all of the tasks below, select "Save Submission".

Abstract ID: 726498

[Edit Testing the System](#)

Proposal Category: ANIMAL BEHAVIOR, HEALTH AND WELL-BEING

Abstract Category: Regular Submission

Abstract Status: Active

Submission Fee task was successfully completed on Thursday, August 8, 2019, 10:58 AM



1. Author Information

Completed Wednesday, August 7, 2019, 4:54 PM

[Click here to add authors to this submission.](#)



2. Abstract Submission

Completed Wednesday, August 7, 2019, 5:33 PM

[Click here to complete the Abstract Submission Task.](#)



3. Table

Completed Wednesday, August 7, 2019, 5:37 PM

[Click here if you have a Table to include with your abstract.](#)



4. Submission Fee

Completed Thursday, August 8, 2019, 10:58 AM

[Click here to complete the Submission Fee task.](#)


Save Submission



Abstract Summary:

The Abstract Summary page confirms you have completed all the required tasks.

Click on the “Submit” button to finalize your submission.

ABSTRACT SUMMARY

Submit

Abstract ID: 726498


[Edit Testing the System](#)

Proposal Category: ANIMAL BEHAVIOR, HEALTH AND WELL-BEING

Abstract Category: Regular Submission

Abstract Status: Active

You have completed all the required tasks for this abstract.
Use the "Submit" button to complete your abstract.



✓

1. Author Information
Completed - Wednesday, August 7, 2019, 4:54 PM

✓

2. Abstract Submission
Completed - Wednesday, August 7, 2019, 5:33 PM

✓

3. Table
Completed - Wednesday, August 7, 2019, 5:37 PM

✓

4. Submission Fee
Completed - Thursday, August 8, 2019, 10:58 AM

[Click here for a preview of your abstract.](#)

Confirmation Page:

The confirmation page indicates that your submission was successfully completed. This page also includes:

- links to submit a new abstract,
- access to your submitted abstract and
- a link to resend your confirmation email.

The screenshot shows the Confirmation Page layout. At the top, there are three main sections: **EVENT INFORMATION** (with an 'i' icon), **YOUR PROFILE** (with an ID card icon), and **SUBMIT FEEDBACK** (with a speech bubble icon). Below these are links for event details, user profile management, and a feedback form. A large green banner in the center states: "Abstract successfully completed on Wednesday, September 22, 2021, 4:21 PM". Below this is the **ABSTRACT** section, which shows the user has 1 complete abstract. It includes a link to "Click here to begin a new abstract", a "Testing the System" status (Complete), and buttons for "Preview Abstract" and "Resend Abstract Confirmation Email". At the bottom is the **FREQUENTLY ASKED QUESTIONS** section with links to PDFs for quality standards, guidelines, and submission instructions. Annotations include a red arrow pointing to the completion banner, a blue circle around the "Thank you for completing your submission. We would love to hear your feedback on this system." message, and another red arrow pointing to the feedback form link.

EVENT INFORMATION

2022 Annual Meeting
June 26 – 30, 2022 (Sunday – Thursday)
Oklahoma City, Oklahoma
United States
[Contact the Event Organizer](#)

YOUR PROFILE

Debbie Zagorski
Affiliation: American Society o...
Logins: 0 [Log Out](#)
[View / Edit Your Profile](#)

SUBMIT FEEDBACK

We always welcome feedback, and we want to hear what you like and what can be improved.
[Feedback Form](#)

Abstract successfully completed on Wednesday, September 22, 2021, 4:21 PM

ABSTRACT (You have 1 complete abstract, 0 incomplete abstracts, and 0 withdrawn abstracts)

[Click here to begin a new abstract](#)

[Testing the System](#)
Status: Complete (Submitted 09/22/2021, 4:15 PM)
[Preview Abstract](#) [Resend Abstract Confirmation Email](#)

FREQUENTLY ASKED QUESTIONS

[Abstract Quality Standards \(PDF\)](#)
[Competition Guidelines \(PDF\)](#)
[Abstract Submission Instructions \(PDF\)](#)



Thank you for completing your submission. We would love to hear your feedback on this system.



NOTE: You must see this “Confirmation Page” to have successfully submitted your abstract for the 2026 WCGALP Meeting!



How to Withdraw an Incomplete Abstract

NOTE: Only do this on incomplete abstracts. Please contact the ASAS Office before the abstract deadline to request withdraw of a complete submission.

Login to your account. From the Abstracts list, click on the title of the incomplete submission you would like to withdraw.

**EVENT INFORMATION**
[2022 Annual Meeting](#)
June 26 – 30, 2022 (Sunday – Thursday)
Oklahoma City, Oklahoma
United States
 [Contact the Event Organizer](#)

**YOUR PROFILE**
Debbie Zagorski
Affiliation: American Society o...
Logins: 0 [Log Out](#)
 [View / Edit Your Profile](#)

**SUBMIT FEEDBACK**
We always welcome feedback, and we want to hear what you like and what can be improved.
 [Feedback Form](#)

ABSTRACTS (You have 1 complete abstract, 1 incomplete abstract, and 0 withdrawn abstracts) [Click here to begin a new abstract](#)

1

[Test Abstract Again](#)
Status: **INCOMPLETE** (Last Edited 08/08/2019, 11:11 AM)
[Preview Abstract 1](#)

2

[Testing the System](#)
Status: Complete (Submitted 08/08/2019, 11:03 AM)
[Preview Abstract 2](#) [Resend Abstract 2 Confirmation Email](#) [View Receipt](#)**FREQUENTLY ASKED QUESTIONS**
[Abstract Quality Standards \(PDF\)](#)
[Competition Guidelines \(PDF\)](#)
[Abstract Submission Instructions \(PDF\)](#)

From the Task List, verify it is the correct abstract you would like to withdraw.

Click on the title of the abstract


TASK LIST

Save Submission

Please click on each task below to enter the requested information.

Once completed, the task will then appear with a large green check mark.

After you have completed all of the tasks below, select "Save Submission".




Abstract ID: 726864

[Edit Test Abstract Again](#)

Proposal Category: RUMINANT NUTRITION

Abstract Category: Regular Submission


Abstract Status: Active



1. Author Information

Completed Thursday, August 8, 2019, 11:20 AM


Click here to add authors to this submission.



2. Abstract Submission

Completed Thursday, August 8, 2019, 11:21 AM

Click here to complete the Abstract Submission Task.



3. Table

Click here if you have a [Table](#) to include with your abstract.

- Scroll to the bottom of the page
- Click on the “Abstract Status” dropdown box to change from Active to Withdrawn
- Click on the “Update Abstract” button to complete the change

Abstract Category *

Regular Submission

[View Abstract Category descriptions.](#)

Abstract Status *

-- Select Abstract Status --
 ✓ Active
 Withdrawn



Update Abstract

You will receive a confirmation of the withdraw and see the abstract “Status: Withdrawn” on the Abstract submission page.

ABSTRACTS (You have 1 complete abstract, 0 incomplete abstracts, and 1 withdrawn abstract)

[+ Click here to begin a new abstract](#)

1

[Testing the System](#)

Status: Complete (Submitted 08/08/2019, 11:03 AM)

[Preview Abstract 1](#)

[Resend Abstract 1 Confirmation Email](#)

[View Receipt](#)

2

[Test Abstract Again](#)

Status: Withdrawn

